

Features

- Low forward voltage drop
- Soft recovery
- Hermetic metal cases with ceramic insulators

$I_{F(AV)}$ **1670A**
 V_{RRM} **2100~3000V**
 t_{rr} **10.0μs**



Typical Applications

- Inverters and choppers
- Motor control
- Snubber and free-wheeling diodes

SYMBOL	CHARACTERISTIC	TEST CONDITIONS		T _j (°C)	VALUE			UNIT
					Min	Type	Max	
I _{F(AV)}	Mean forward current	180° half sine wave 50Hz Double side cooled,	T _C =70°C	125			1670	A
V _{RRM}	Repetitive peak reverse voltage	tp=10ms		125	2100		3000	V
I _{RRM}	Repetitive peak current	at V _{RRM}		125			180	mA
I _{FSM}	Surge forward current	10ms half sine wave		125			25	kA
I ² t	I ² t for fusing coordination	V _R =0.6V _{RRM}						3125
V _{FO}	Threshold voltage			125			1.55	V
r _F	Forward slope resistance							0.29
V _{FM}	Peak forward voltage	I _{FM} =3000A, F=35kN		125			2.42	V
I _{rm}	Reverse recovery current	I _{FM} =2000A, tp=2000μs, -di/dt=60A/μs, V _R =50V		125		260		A
t _{rr}	Reverse recovery time					10		μs
Q _{rr}	Recovery charge					1300		μC
R _{th(j-c)}	Thermal resistance Junction to case	At 180° sine double side cooled Clamping force 35kN					0.012	°C/W
R _{th(c-h)}	Thermal resistance case to heat sink						0.003	
F _m	Mounting force				30		40	kN
T _{stg}	Stored temperature				-40		160	°C
W _t	Weight					820		g
Outline								

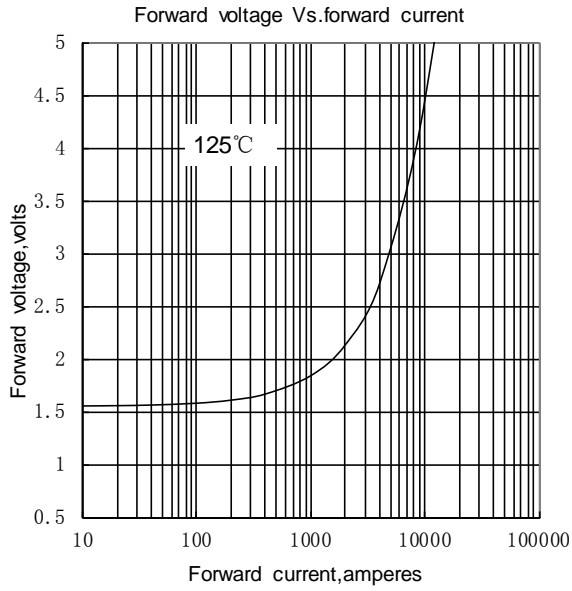


Fig.1

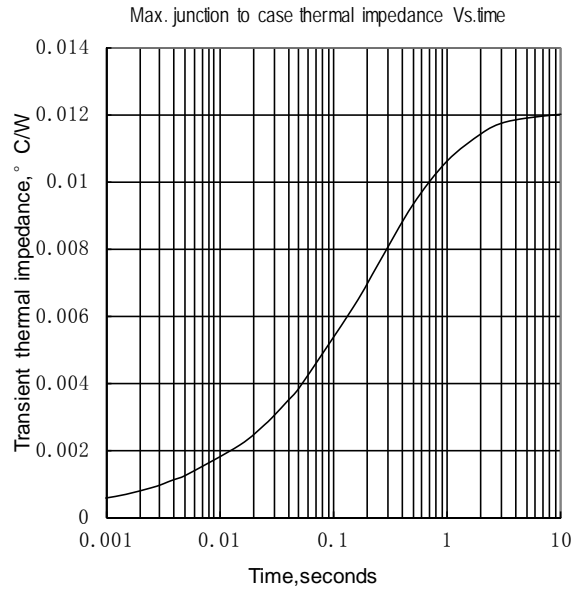


Fig.2

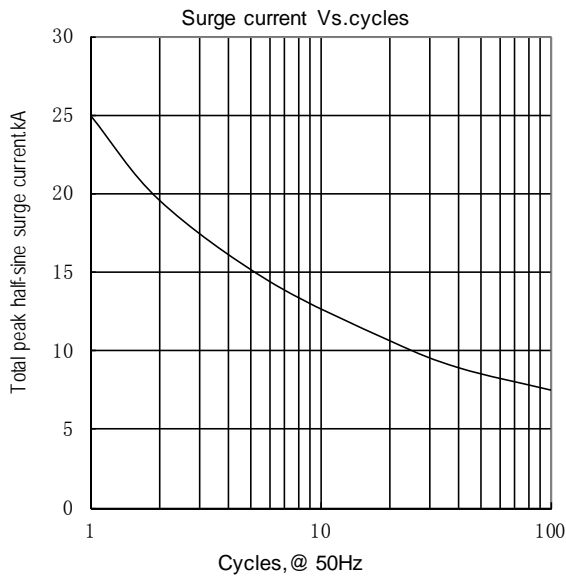


Fig.3

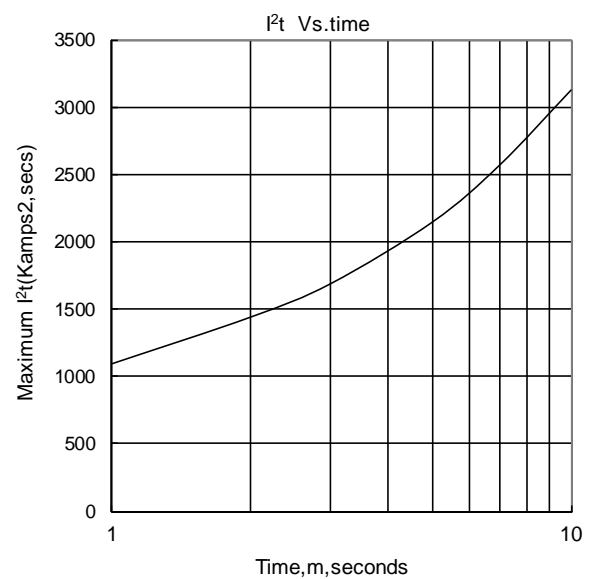


Fig.4

Outline:

