

Features:

- Isolated mounting base 3000V~
- Pressure contact technology with
Increased power cycling capability
- Space and weight saving

Typical Applications

- Various rectifiers
- DC supply for PWM inverter

V_{RSM}	V_{RRM}	品名
900V	800V	Mx380D80
1100V	1000V	Mx380D100
1300V	1200V	Mx380D120
1500V	1400V	Mx380D140
1700V	1600V	Mx380D160
1900V	1800V	Mx380D180

SYMBOL	CHARACTERISTIC	TEST CONDITIONS	$T_j(^{\circ}\text{C})$	VALUE			UNIT
				Min.	Typ.	Max.	
$I_{F(AV)}$	Mean forward current	180° half sine wave 50Hz Single side cooled, $T_c=100^{\circ}\text{C}$	150			380	A
$I_{F(RMS)}$	RMS forward current		150			596.6	A
I_{RRM}	Repetitive peak current	at V_{RRM}	150			20	mA
I_{FSM}	Surge forward current	10ms half sine wave $V_R=0.6V_{RRM}$	150			9.5	kA
I^2t	I^2t for fusing coordination					451.25	$\text{A}^2\text{s} \cdot 10^3$
V_{FO}	Threshold voltage		150			0.72	V
r_F	Forward slope resistance					0.40	$\text{m}\Omega$
V_{FM}	Peak forward voltage	$I_{FM}=1100\text{A}$	25			1.40	V
$R_{th(j-c)}$	Thermal resistance Junction to case	D.C. Single side cooled per chip				0.12	$^{\circ}\text{C}/\text{W}$
$R_{th(c-h)}$	Thermal resistance case to heatsink	D.C. Single side cooled per chip				0.04	$^{\circ}\text{C}/\text{W}$
V_{iso}	Isolation voltage	50Hz, R.M.S, $t=1\text{min}$, $I_{iso}: 1\text{mA}(\text{max})$		3000			V
F_m	Terminal connection torque(M8)				12.0		$\text{N}\cdot\text{m}$
	Mounting torque(M6)				6.0		$\text{N}\cdot\text{m}$
T_{vj}	Junction temperature			-40		150	$^{\circ}\text{C}$
T_{stg}	Stored temperature			-40		125	$^{\circ}\text{C}$
W_t	Weight				810		g
Outline	M03						

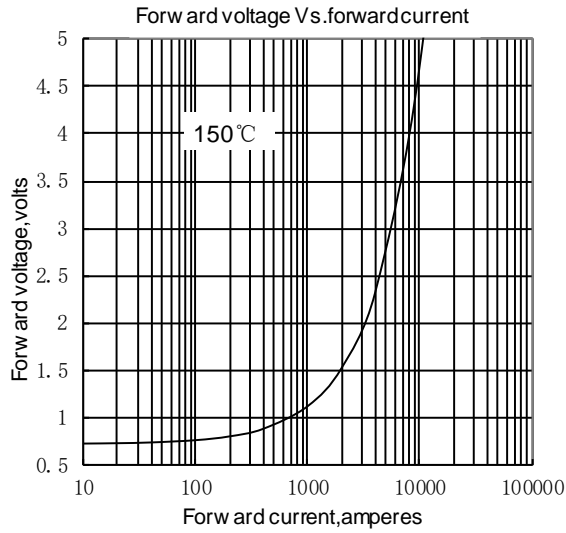


Fig. 1

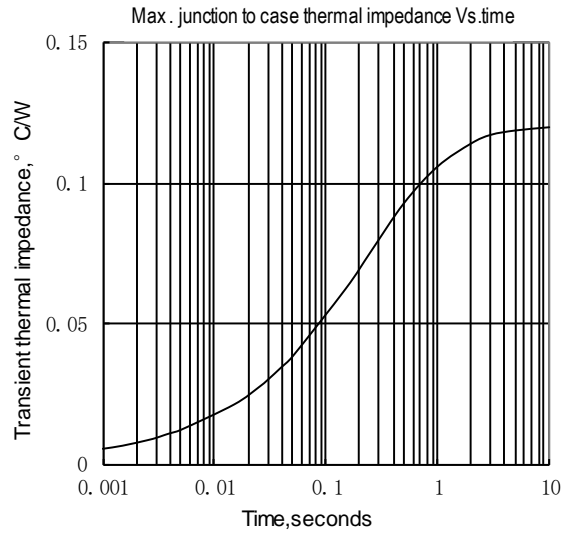


Fig. 2

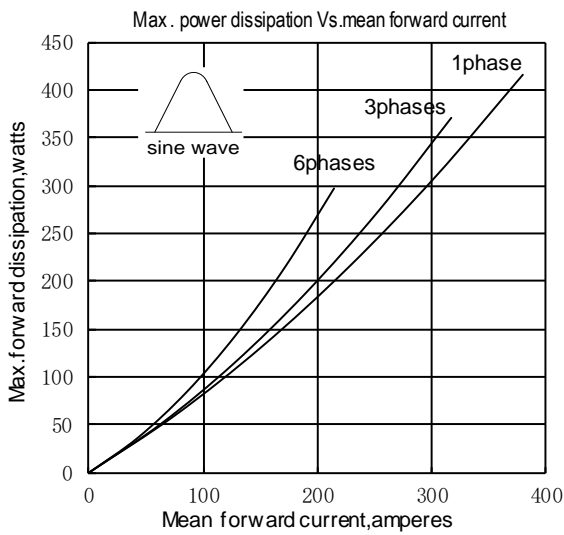


Fig. 3

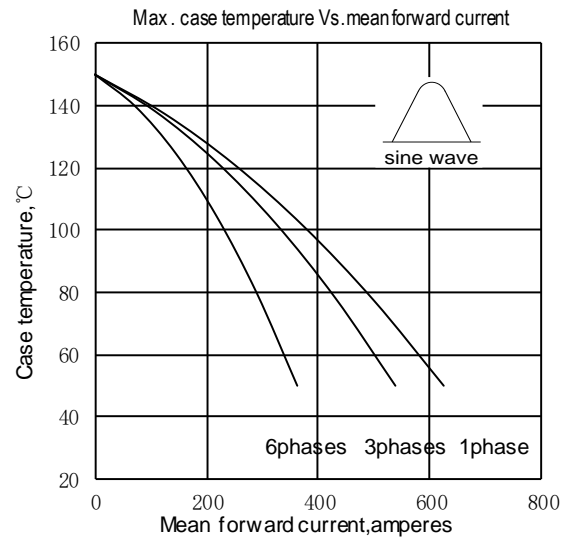


Fig. 4

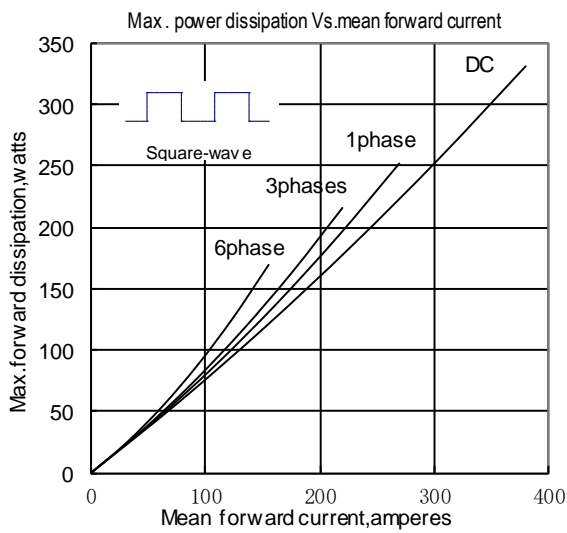


Fig. 5

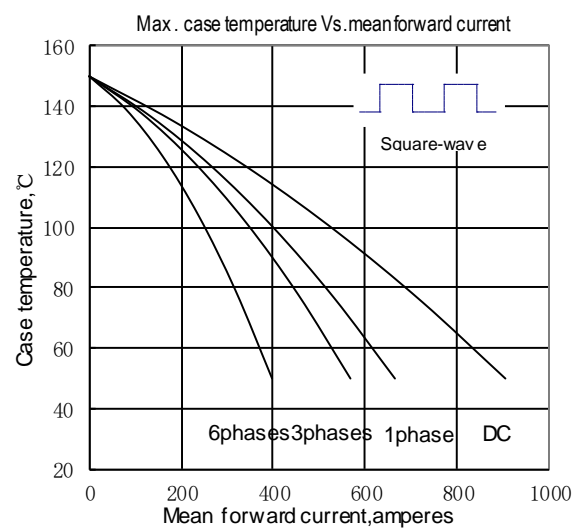


Fig. 6

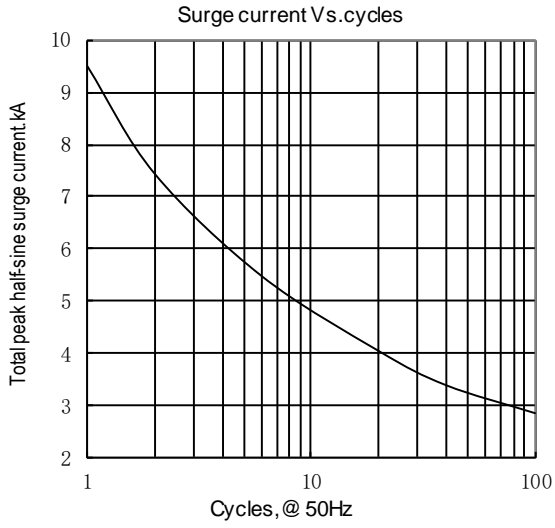
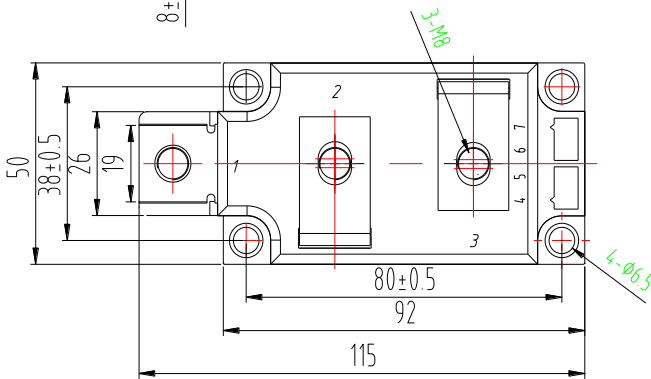
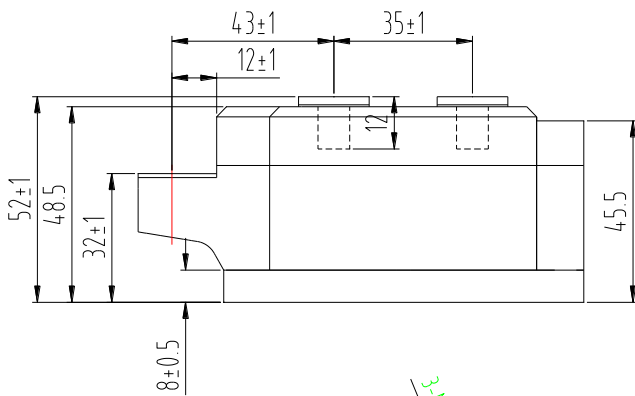
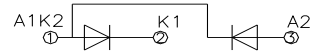


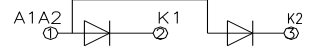
Fig.7



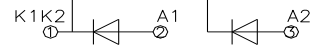
MD380D**



MR380D**



MC380D**



Unmarked dimensional tolerance : ±0.5mm

Nlps reserves the right to change specifications without notice.