

Features :

- Isolated mounting base 3000V~
- Pressure contact technology with
Increased power cycling capability
- Space and weight saving

Typical Applications

- Various rectifiers
- DC supply for PWM inverter

V_{RSM}	V_{RRM}	品名
2100V	2000V	Mx800D200
2300V	2200V	Mx800D220
2600V	2500V	Mx800D250

SYMBOL	CHARACTERISTIC	TEST CONDITIONS	$T_j(^{\circ}C)$	VALUE			UNIT
				Min.	Typ.	Max.	
$I_{F(AV)}$	Mean forward current	180° half sine wave 50Hz Single side cooled, $T_C=100^{\circ}C$	150			800	A
$I_{F(RMS)}$	RMS forward current		150			1256	A
I_{RRM}	Repetitive peak current	at V_{RRM}	150			45	mA
I_{FSM}	Surge forward current	10ms half sine wave $V_R=0.6V_{RRM}$	150			22	kA
I^2t	I^2t for fusing coordination					2420	$A^2s \cdot 10^3$
V_{FO}	Threshold voltage		150			0.70	V
r_F	Forward slope resistance					0.20	m Ω
V_{FM}	Peak forward voltage	$I_{FM}=3000A$	25			1.95	V
$R_{th(j-c)}$	Thermal resistance Junction to case	D.C. Single side cooled per chip				0.058	$^{\circ}C/W$
$R_{th(c-h)}$	Thermal resistance case to heatsink	D.C. Single side cooled per chip				0.024	$^{\circ}C/W$
V_{iso}	Isolation voltage	50Hz, R.M.S, $t=1min, I_{iso}: 1mA(max)$		3000			V
F_m	Terminal connection torque(M12)				14.0		N·m
	Mounting torque(M8)				12.0		N·m
T_{vj}	Junction temperature			-40		150	$^{\circ}C$
T_{stg}	Stored temperature			-40		125	$^{\circ}C$
W_t	Weight				3240		g
Outline	M07						

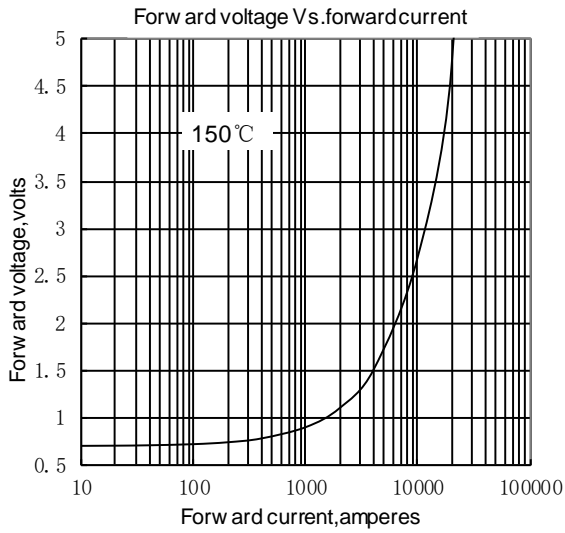


Fig.1

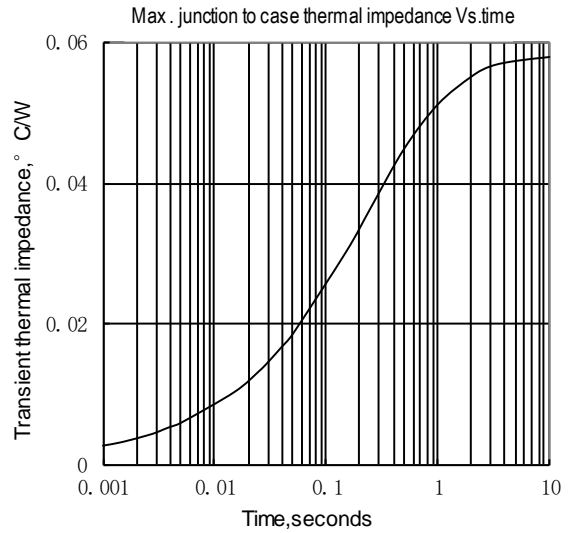


Fig.2

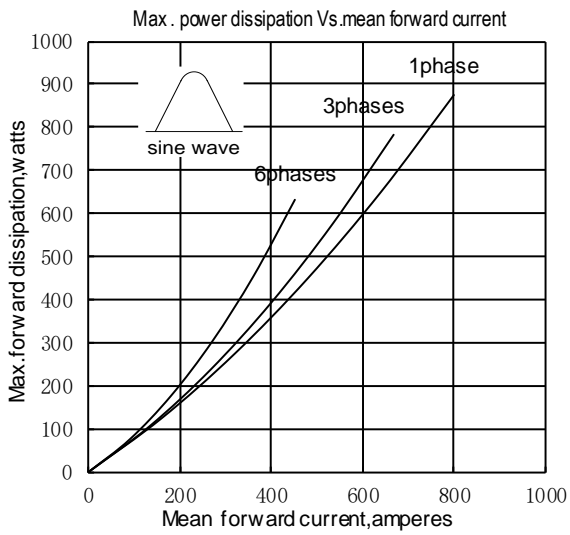


Fig.3

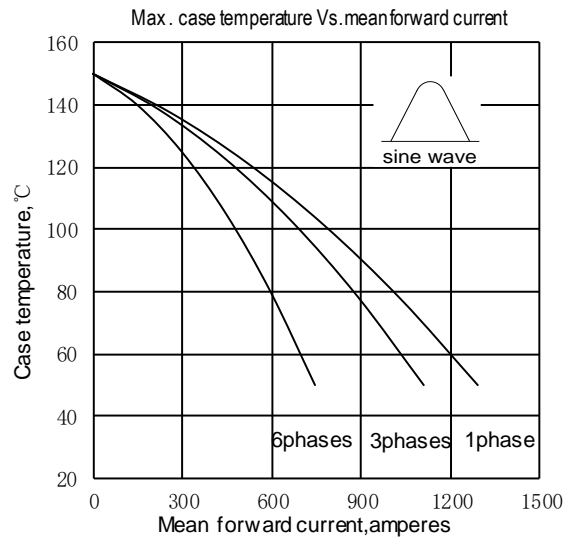


Fig.4

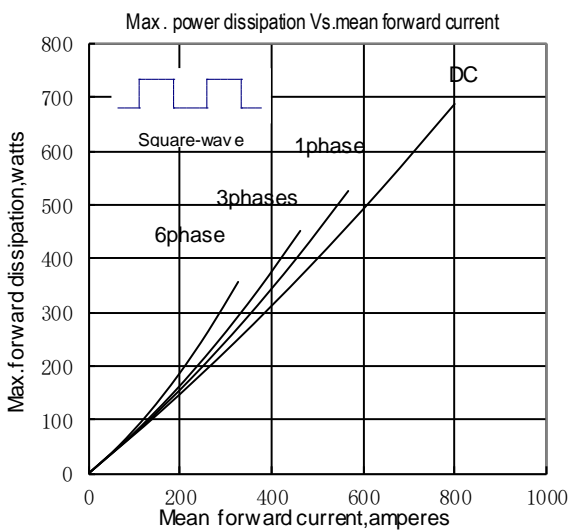


Fig.5

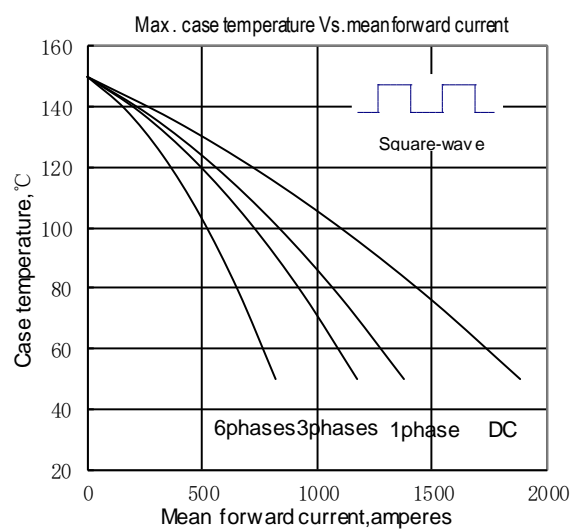


Fig.6

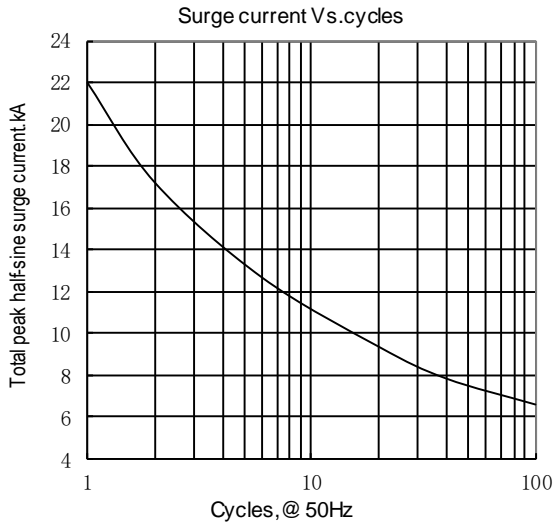
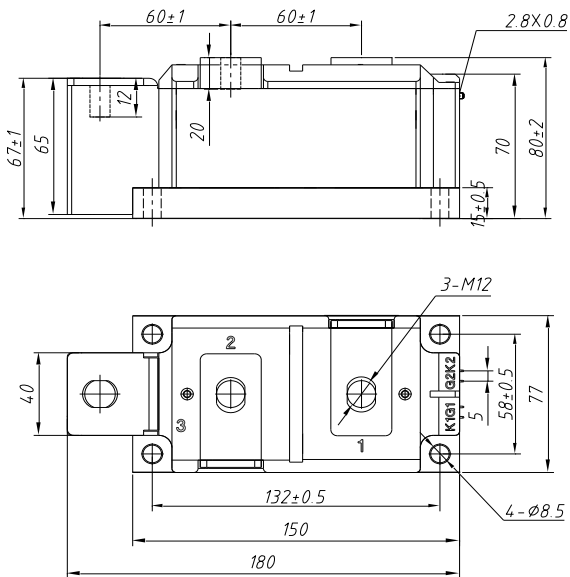
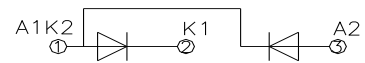


Fig.7

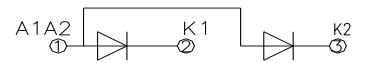


Unmarked dimensional tolerance : ±0.5mm

MD800D**



MR800D**



MC800D**

