

Features

- Low forward voltage drop
- Soft recovery
- Hermetic metal cases with ceramic insulators

$I_{F(AV)}$ **3180A**
 V_{RRM} **1100~2000V**
 t_{rr} **7.0 μ s**

**Typical Applications**

- Inverters and choppers
- Motor control
- Snubber and free-wheeling diodes

SYMBOL	CHARACTERISTIC	TEST CONDITIONS		T _j (°C)	VALUE			UNIT	
					Min	Type	Max		
I _{F(AV)}	Mean forward current	180° half sine wave 50Hz Double side cooled,	T _C =70°C	125			3180	A	
V _{RRM}	Repetitive peak reverse voltage	tp=10ms		125	1100		2000	V	
I _{RRM}	Repetitive peak current	at V _{RRM}		125			200	mA	
I _{FSM}	Surge forward current	10ms half sine wave		125			44	kA	
I ² t	I ² t for fusing coordination	V _R =0.6V _{RRM}						9680	A ² s*10 ³
V _{FO}	Threshold voltage			125			0.95	V	
r _F	Forward slope resistance							0.10	mΩ
V _{FM}	Peak forward voltage	I _{FM} =5000A, F=40kN		125			1.45	V	
I _{rm}	Reverse recovery current			125		310		A	
t _{rr}	Reverse recovery time	I _{FM} =2000A, tp=2000 μ s, -di/dt=20A/ μ s, V _R =50V				7			μ s
Q _{rr}	Recovery charge					1100			μ C
R _{th(j-c)}	Thermal resistance Junction to case	DC double side cooled					0.010	°C/W	
R _{th(c-h)}	Thermal resistance case to heat sink	Clamping force 40kN					0.003		
F _m	Mounting force				35		47	kN	
T _{stg}	Stored temperature				-40		160	°C	
W _t	Weight					1100		g	
Outline	P46								

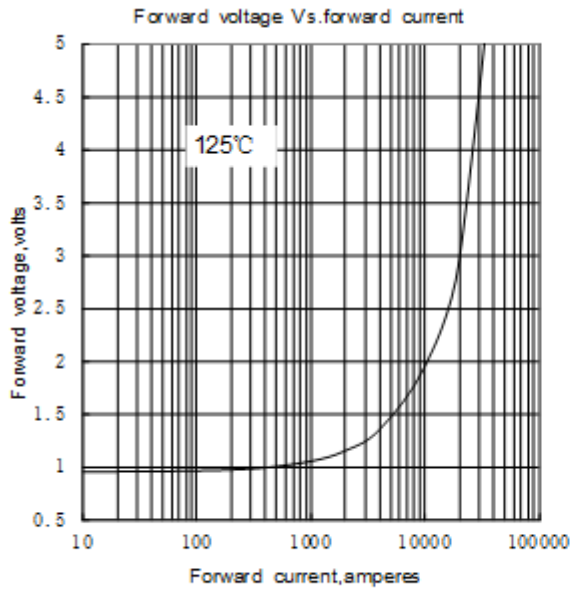


Fig.1

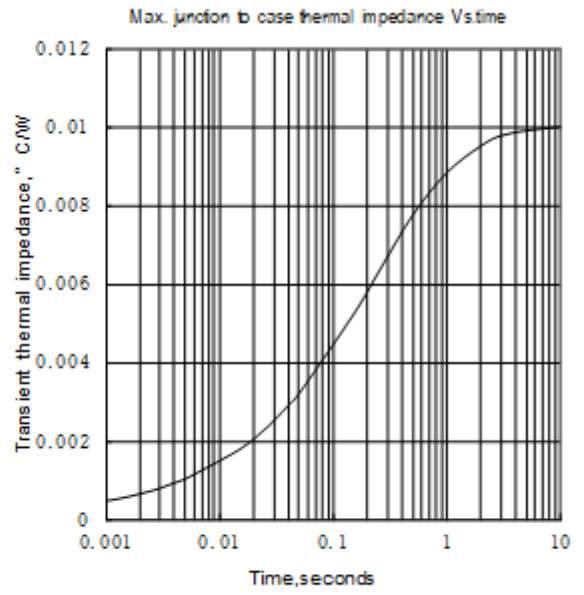


Fig.2

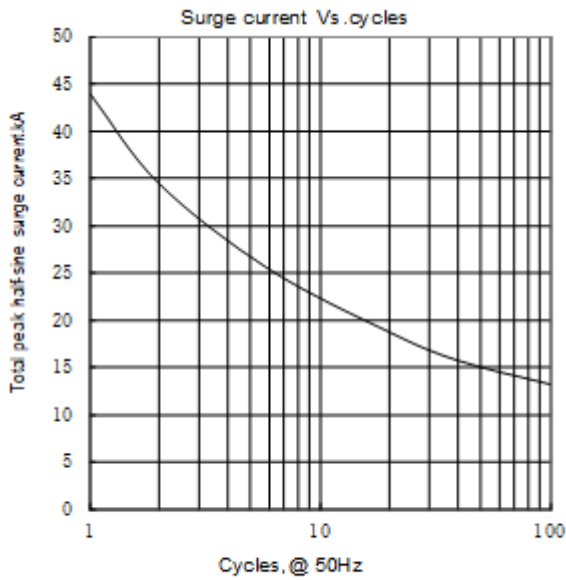


Fig.3

